


# General Parts

## INDEX

**Collet** ..... P.55~56

|     |       |       |      |
|-----|-------|-------|------|
| CHC | CHG   | CHH   | CHM  |
| CHS | K-252 | K-253 | NKM6 |



**Collet Nut** ..... P.56

CHN-6

**Motor · Motor Cord · Foot Pedal etc.** ..... P.57~59

**Handpiece Stand · Handpiece Holder etc.** ..... P.59

Head Cover, Carbon Brush



**PRESTO II · FINE BELT SANDER Parts** ..... P.59

**OIL** ..... P.60



**AIR LINE KIT** ..... P.60



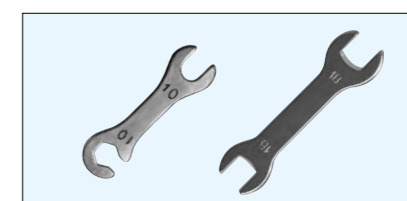
**Hose · Filter Joint** ..... P.60



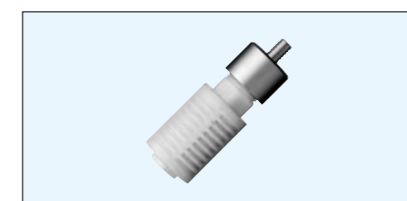
**Grindstone Axis** ..... P.60



**Spanner · Wrench** ..... P.61



**Silencer** ..... P.62



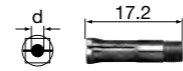
### CHG Group



Fit to  
HG-200 · EHG-400

| Code No. | Model     | Inside Diameter d |
|----------|-----------|-------------------|
| 91105    | CHG-0.5   | φ0.5              |
| 91106    | CHG-0.6   | φ0.6              |
| 91107    | CHG-0.7   | φ0.7              |
| 91108    | CHG-0.8   | φ0.8              |
| 91109    | CHG-0.9   | φ0.9              |
| 91110    | CHG-1.0   | φ1.0              |
| 91111    | CHG-1.1   | φ1.1              |
| 91112    | CHG-1.2   | φ1.2              |
| 91113    | CHG-1.3   | φ1.3              |
| 91114    | CHG-1.4   | φ1.4              |
| 91115    | CHG-1.5   | φ1.5              |
| 91116    | CHG-1.6   | φ1.6              |
| 91117    | CHG-1.7   | φ1.7              |
| 91118    | CHG-1.8   | φ1.8              |
| 91119    | CHG-1.9   | φ1.9              |
| 91120    | CHG-2.0   | φ2.0              |
| 91121    | CHG-2.1   | φ2.1              |
| 91122    | CHG-2.2   | φ2.2              |
| 91123    | CHG-2.3   | φ2.3              |
| 91124    | CHG-2.4   | φ2.4              |
| 91125    | CHG-2.5   | φ2.5              |
| 91126    | CHG-2.6   | φ2.6              |
| 91127    | CHG-2.7   | φ2.7              |
| 91128    | CHG-2.8   | φ2.8              |
| 91129    | CHG-2.9   | φ2.9              |
| 91130    | CHG-3.0   | φ3.0              |
| 91131    | CHG-3.1   | φ3.1              |
| 91132    | CHG-3.2   | φ3.2              |
| 91133    | CHG-3.3   | φ3.3              |
| 91134    | CHG-3.4   | φ3.4              |
| 91135    | CHG-3.5   | φ3.5              |
| 91136    | CHG-3.6   | φ3.6              |
| 91137    | CHG-3.7   | φ3.7              |
| 91138    | CHG-3.8   | φ3.8              |
| 91139    | CHG-3.9   | φ3.9              |
| 91140    | CHG-4.0   | φ4.0              |
| 91141    | CHG-4.1   | φ4.1              |
| 91142    | CHG-4.2   | φ4.2              |
| 91143    | CHG-4.3   | φ4.3              |
| 91144    | CHG-4.4   | φ4.4              |
| 91145    | CHG-4.5   | φ4.5              |
| 91146    | CHG-4.6   | φ4.6              |
| 91147    | CHG-4.7   | φ4.7              |
| 91148    | CHG-4.8   | φ4.8              |
| 91149    | CHG-4.9   | φ4.9              |
| 91150    | CHG-5.0   | φ5.0              |
| 91151    | CHG-5.1   | φ5.1              |
| 91152    | CHG-5.2   | φ5.2              |
| 91153    | CHG-5.3   | φ5.3              |
| 91154    | CHG-5.4   | φ5.4              |
| 91155    | CHG-5.5   | φ5.5              |
| 91156    | CHG-5.6   | φ5.6              |
| 91157    | CHG-5.7   | φ5.7              |
| 91158    | CHG-5.8   | φ5.8              |
| 91159    | CHG-5.9   | φ5.9              |
| 91160    | CHG-6.0   | φ6.0              |
| 91190    | CHG-0.73  | φ0.73             |
| 91192    | CHG-2.35  | φ2.35             |
| 91193    | CHG-3.175 | φ3.175            |
| 91194    | CHG-4.76  | φ4.76             |
| 91196    | CHG-6.35  | φ6.35             |

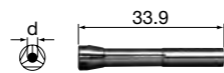
### CHC Group



Fit to  
IC-300 · KC-300 · EIC-300 · EKC-300

| Code No. | Model     | Inside Diameter d |
|----------|-----------|-------------------|
| 90416    | CHC-1.6   | φ1.6              |
| 90492    | CHC-2.35  | φ2.35             |
| 90430    | CHC-3.0   | φ3.0              |
| 90493    | CHC-3.175 | φ3.175            |

### CHH Group



Fit to  
IH-300 · IR-310 · EHR-500 · EHR-401 · EHL-401

| Code No. | Model     | Inside Diameter d |
|----------|-----------|-------------------|
| 90603    | CHH-0.3   | φ0.3              |
| 90604    | CHH-0.4   | φ0.4              |
| 90605    | CHH-0.5   | φ0.5              |
| 90606    | CHH-0.6   | φ0.6              |
| 90607    | CHH-0.7   | φ0.7              |
| 90608    | CHH-0.8   | φ0.8              |
| 90609    | CHH-0.9   | φ0.9              |
| 90610    | CHH-1.0   | φ1.0              |
| 90611    | CHH-1.1   | φ1.1              |
| 90612    | CHH-1.2   | φ1.2              |
| 90613    | CHH-1.3   | φ1.3              |
| 90614    | CHH-1.4   | φ1.4              |
| 90615    | CHH-1.5   | φ1.5              |
| 90616    | CHH-1.6   | φ1.6              |
| 90617    | CHH-1.7   | φ1.7              |
| 90618    | CHH-1.8   | φ1.8              |
| 90619    | CHH-1.9   | φ1.9              |
| 90620    | CHH-2.0   | φ2.0              |
| 90621    | CHH-2.1   | φ2.1              |
| 90622    | CHH-2.2   | φ2.2              |
| 90623    | CHH-2.3   | φ2.3              |
| 90624    | CHH-2.4   | φ2.4              |
| 90625    | CHH-2.5   | φ2.5              |
| 90626    | CHH-2.6   | φ2.6              |
| 90627    | CHH-2.7   | φ2.7              |
| 90628    | CHH-2.8   | φ2.8              |
| 90629    | CHH-2.9   | φ2.9              |
| 90630    | CHH-3.0   | φ3.0              |
| 90692    | CHH-2.35  | φ2.35             |
| 90693    | CHH-3.175 | φ3.175            |

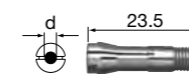
### CHM Group



Fit to  
BMH-300

| Code No. | Model     | Inside Diameter d |
|----------|-----------|-------------------|
| 90910    | CHM-1.0   | φ1.0              |
| 90916    | CHM-1.6   | φ1.6              |
| 90920    | CHM-2.0   | φ2.0              |
| 90992    | CHM-2.35  | φ2.35             |
| 90930    | CHM-3.0   | φ3.0              |
| 90993    | CHM-3.175 | φ3.175            |

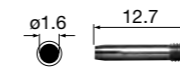
### CHS Group



Fit to  
ERA-270 · IMPULSE SERIES

| Code No. | Model     | Inside Diameter d |
|----------|-----------|-------------------|
| 90508    | CHS-0.8   | φ0.8              |
| 90509    | CHS-0.9   | φ0.9              |
| 90510    | CHS-1.0   | φ1.0              |
| 90511    | CHS-1.1   | φ1.1              |
| 90512    | CHS-1.2   | φ1.2              |
| 90513    | CHS-1.3   | φ1.3              |
| 90514    | CHS-1.4   | φ1.4              |
| 90515    | CHS-1.5   | φ1.5              |
| 90516    | CHS-1.6   | φ1.6              |
| 90517    | CHS-1.7   | φ1.7              |
| 90518    | CHS-1.8   | φ1.8              |
| 90519    | CHS-1.9   | φ1.9              |
| 90520    | CHS-2.0   | φ2.0              |
| 90521    | CHS-2.1   | φ2.1              |
| 90522    | CHS-2.2   | φ2.2              |
| 90523    | CHS-2.3   | φ2.3              |
| 90592    | CHS-2.35  | φ2.35             |
| 90524    | CHS-2.4   | φ2.4              |
| 90525    | CHS-2.5   | φ2.5              |
| 90526    | CHS-2.6   | φ2.6              |
| 90527    | CHS-2.7   | φ2.7              |
| 90528    | CHS-2.8   | φ2.8              |
| 90529    | CHS-2.9   | φ2.9              |
| 90530    | CHS-3.0   | φ3.0              |
| 90593    | CHS-3.175 | φ3.175            |

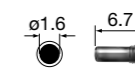
### K-252



Fit to  
MFC-300S

| Code No. | Model | Inside Diameter d |
|----------|-------|-------------------|
| 90316    | K-252 | φ1.6              |

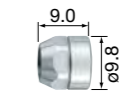
### K-253



Fit to  
MFC-300M

| Code No. | Model | Inside Diameter d |
|----------|-------|-------------------|
| 90016    | K-253 | φ1.6              |

### Collet Nut CHN-6

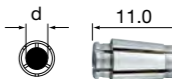


Fit to : NKM6 Group

Fit to  
IG-400

| Code No. | Model | Fit to     |
|----------|-------|------------|
| 2104     | CHN-6 | NKM6 Group |

### NKM6 Group (NK Micron Collet)






Fit to : CHN-6


Fit to  
IG-400

| Code No. | Model      | Inside Diameter d |
|----------|------------|-------------------|
| 92030    | NKM6-2.35  | φ2.35             |
| 92092    | NKM6-3.0   | φ3.0              |
| 92093    | NKM6-3.175 | φ3.175            |





**Emax EVOLution Motor**

| Product   | Description         | Code No.    | Model    | Fit to               |
|---|---------------------|-------------|----------|----------------------|
|  | Standard Type Motor | <b>8086</b> | ENK-410S | Emax EVOLution NE249 |
|  | Torque Type Motor   | <b>8087</b> | ENK-250T | Emax EVOLution NE249 |
|  | LUSTER              | <b>1483</b> | NLS-110  | Emax EVOLution NE249 |




**Emax EVOLution Motor Cord**

| Product   | Description                        | Code No.    | Model      | Fit to                         | Switch color |
|---|------------------------------------|-------------|------------|--------------------------------|--------------|
|  | Straight Cord : 1.5m <with Switch> | <b>8088</b> | ENKCD-410S | ENK-410S (Standard Type Motor) | Blue         |
|   |                                    | <b>8089</b> | ENKCD-250T | ENK-250T (Torque Type Motor)   | Green        |


**ELECTER Emax Motor**

| Product   | Description             | Code No.    | Model   | Fit to              |
|---|-------------------------|-------------|---------|---------------------|
|    | Standard Type Motor     | <b>8003</b> | NK-351  | ELECTER E-max NE129 |
|  | Torque Type Motor       | <b>8012</b> | NK-261  | ELECTER E-max NE129 |
|  | Super Torque Type Motor | <b>8022</b> | NK-151  | ELECTER E-max NE129 |
|  | LUSTER                  | <b>1454</b> | NLS-100 | ELECTER E-max NE129 |




**ELECTER Emax Motor Cord**

| Product   | Description                      | Code No.    | Model    | Fit to                           | Switch color |
|---|----------------------------------|-------------|----------|----------------------------------|--------------|
|  | Coiled Cord : 1.5m <with Switch> | <b>8004</b> | NCL-351C | NK-351 (Standard Type Motor)     | Blue         |
|   |                                  | <b>8013</b> | NCL-261C | NK-261 (Torque Type Motor)       | Green        |
|   |                                  | <b>8023</b> | NCL-151C | NK-151 (Super Torque Type Motor) | Gray         |
|  | Straight Cord : 2m <with Switch> | <b>8005</b> | NCL-351S | NK-351 (Standard Type Motor)     | Blue         |
|   |                                  | <b>8014</b> | NCL-261S | NK-261 (Torque Type Motor)       | Green        |
|   |                                  | <b>8024</b> | NCL-151S | NK-151 (Super Torque Type Motor) | Gray         |
|  | Extension Straight Cord : 3m     | <b>8051</b> | NCL-EXT  | ELECTER E-max Motor (All Kinds)  |              |



**ELECTER Emax Motor Cord Adaptor**

| Product   | Description        | Code No.    | Model   | Fit to   |
|---|--------------------|-------------|---------|--|
|  | Motor Cord Adaptor | <b>8055</b> | NCL-ADP | • This adaptor is used for connecting former GX motor cable to the E-max Controller. |


**ELECTER-GX Motor**

| Product   | Description             | Code No.    | Model  | Fit to           |
|---|-------------------------|-------------|--------|------------------|
|  | Standard Type Motor     | <b>1407</b> | NK-350 | ELECTER-GX NE22E |
|  | Torque Type Motor       | <b>1408</b> | NK-260 | ELECTER-GX NE22E |
|  | Super Torque Type Motor | <b>1415</b> | NK-150 | ELECTER-GX NE22E |



**ELECTER-GX Motor Cord**

| Product   | Description          | Code No.    | Model     | Fit to  |
|---|----------------------|-------------|-----------|---|
|  | Coiled Cord : 1.5m   | <b>1405</b> | NCL-35GXC | NK-350 (Standard Type Motor)                                  |
|   |                      | <b>1410</b> | NCL-26GXC | NK-150 (Super Torque Type Motor) · NK-260 (Torque Type Motor) |
|  | Straight Cord : 1.5m | <b>1441</b> | NCL-35GXS | NK-350 (Standard Type Motor)                                  |
|   |                      | <b>1442</b> | NCL-26GXS | NK-150 (Super Torque Type Motor) · NK-260 (Torque Type Motor) |







**Esperit 500 Motor Cord**

| Product  | Description                    | Code No.    | Model     | Fit to   |
|--|--------------------------------|-------------|-----------|----------|
|  | Esperit 500 Compact Motor Cord | <b>9093</b> | ENKCD-50C | ENK-500C |
|  | Esperit 500 Torque Motor Cord  | <b>9094</b> | ENKCD-50T | ENK-500T |

**Power Supply Cord**

| Product   | Description       | Code No.    | Model   | Fit to                          |
|---|-------------------|-------------|---------|---------------------------------|
|  | Power Supply Cord | <b>1484</b> | K-269   | Controller Emax EVOLution NE249 |
|  |                   | <b>8057</b> | U403013 | Controller ELECTER / ESPERT     |

**<Power Source Plug>**

| Plug Type         | Main Usable Area      | Product   | Code No.    | Model       | Fit to                      |
|-------------------|-----------------------|---|-------------|-------------|-----------------------------|
| For 100V (A type) | For Japan             |  | <b>1484</b> | K-269       | Controller Emax EVOLution   |
|                   |                       |  | <b>8057</b> | U403013     | Controller ELECTER / ESPERT |
| For 120V (B type) | For U.S.A. and Canada |  | <b>1485</b> | U508013A001 | Controller Emax EVOLution   |
|                   |                       |  | <b>7728</b> | U166A013A   | Controller ELECTER / ESPERT |
| For 230V (D type) | For Europe            |  | <b>1486</b> | U508014A    | Controller Emax EVOLution   |
|                   |                       |  | <b>7729</b> | U260414     | Controller ELECTER / ESPERT |

Electrically Driven

EmaxEVO ESPERT

Air Driven

ROTUS IMPULSE PRESTO

General Parts

GENERAL PARTS

CAUTION

Exclusive Tools

EXCLUSIVE TOOLS

INDEX

Protective Equip.

Electrically Driven

EmaxEVO ESPERT

Air Driven

ROTUS IMPULSE PRESTO

General Parts

GENERAL PARTS

CAUTION

Exclusive Tools

EXCLUSIVE TOOLS

INDEX

Protective Equip.

■ Foot Pedal

| Product | Description  | Code No.    | Model  | Fit to   |
|---------|--|-------------|--------|--|
|         | <b>Foot Controller</b><br>ON-OFF and speed change can be accomplished. | <b>8106</b> | FC-64  | Controller<br>Emax EVOLution NE249                                       |
|         | <b>Foot Pedal</b><br>ON-OFF and speed change can be accomplished.      | <b>1440</b> | FC-40  | Controller<br>ELECTER E-max NE129 · ESPERT 500 NE96<br>SONIC-CUTTER NE80 |
|         | <b>Foot Pedal</b><br>ON-OFF switch only                                | <b>8103</b> | FC-24  | SHEENUS neo NE240  |
|         | <b>Foot Controller</b>   | <b>1064</b> | AFC-45 | ROTUS · Air Line Kit AL-H1207F   |
|         |  | <b>1124</b> | AFC-40 | PRESTO II PR2-06   |

■ Handpiece Stand, Handpiece Holder & Head Cover

| Product | Description             | Code No.    | Model | Fit to   |
|---------|-------------------------|-------------|-------|--|
|         | <b>Handpiece Stand</b>  | <b>8104</b> | K-274 | Emax EVOLution · ELECTER E-max · SHEENUS neo<br>ESPERT 500 |
|         | <b>Handpiece Holder</b> | <b>8107</b> | K-273 | Controller<br>Emax EVOLution NE249                         |
|         |                         | <b>8050</b> | HH-01 | Controller<br>ELECTER E-max NE129                          |
|         |                         | <b>1417</b> | K-230 | Controller<br>ELECTER-GX NE22E                             |
|         | <b>Head Cover</b>       | <b>1043</b> | CNA   | IMPULSE  |

■ Carbon Brush (each 2 pcs.)

| Product | Description         | Code No.    | Model   | Fit to                                   |
|---------|---------------------|-------------|---------|--|
|         | <b>Carbon Brush</b> | <b>1424</b> | E023011 | NK-351 · NK-350 · NK-804T · ET II NK-260 |
|         |                     | <b>1425</b> | E037011 | NK-151 · NK-261 · NK-150 · ET II NK-260N |

■ PRESTO II Parts

| Product | Description                | Code No.    | Model | Fit to    |
|---------|----------------------------|-------------|-------|-----------|
|         | <b>PRESTO II Cartridge</b> | <b>1120</b> | PR-03 | PRESTO II |

■ FINE BELT SANDER Parts

| Product | Description                    | Code No.    | Model   | Fit to                             |
|---------|--------------------------------|-------------|---------|------------------------------------|
|         | <b>Tension Pulley</b>          | <b>1103</b> | TP-12A  | FINE BELT SANDER KBS-101 · EBS-101 |
|         | <b>Tension Pulley Assembly</b> | <b>1104</b> | TPA-12A | FINE BELT SANDER KBS-101 · EBS-101 |

■ Oil List

| Product | Description                   | Code No.    | Model | Fit to                            |
|---------|-------------------------------|-------------|-------|-----------------------------------|
|         | <b>Lubricating Oil (70cc)</b> | <b>1057</b> | K-211 | Air Line Kit AL-H1206 · AL-H1207F |
|         | <b>Lubricating Oil (1L)</b>   | <b>1058</b> | K-202 |                                   |

■ Air Line Kit

| Product | Description  | Code No.    | Model     | Fit to   |
|---------|--|-------------|-----------|--|
|         | <b>Air Line Kit</b><br>(ø6 joint / Filter Mesh 5 µm)                 | <b>4506</b> | AL-H1206  | IMPULSE  |
|         | <b>Air Line Kit</b><br>(ø6 joint / Filter Mesh 5 µm)                 | <b>4507</b> | AL-H1207F | ROTUS<br><i>*This air line kit is designed for use with the AFC-45 foot controller, Code No.1064 (P.67).</i> |
|         | <b>PRESTO II Air Line Kit</b><br>(w/o Lubricator / Filter Mesh 5 µm) | <b>1126</b> | PR2-06    | PRESTO II  |

■ Hose List

| Product | Description                                  | Code No.    | Model | Fit to           |
|---------|--|-------------|-------|------------------|
|         | <b>Hose 2m (INLET)</b>                       | <b>2027</b> | K-206 | ROTUS IM-301     |
|         | <b>Hose 2m (INLET, Chip Air Mechanism)</b>   | <b>2020</b> | K-207 | ROTUS IM-300     |
|         | <b>Hose 1.5m</b>                             | <b>1038</b> | K-213 | IMPULSE          |
|         | <b>Hose for Piping 2m (ø6.0)</b>             | <b>2041</b> | K-237 | PRESTO II        |
|         | <b>Turbine Hose 2m (ø5.1)</b>                | <b>2042</b> | K-238 | PRESTO II        |
|         | <b>Hose for Piping 2m with Metal Fitting</b> | <b>2070</b> | K-275 | For Air Line Kit |

■ Filter Joint

| Product | Description  | Code No.    | Model | Fit to                            |
|---------|--|-------------|-------|-----------------------------------|
|         | <b>Filter Joint (for ø6 Quick Disconnecting Joint)</b> | <b>2038</b> | FJ-01 | (For K-206 Hose) (For K-207 Hose) |
|         | <b>Filter Joint (for ø6 Quick Disconnecting Joint)</b> | <b>2039</b> | FJ-02 | (For K-213 Hose)                  |

■ Grindstone Axis

| Product | Description   | Code No.    | Model  | Fit to  |
|---------|---|-------------|--------|---------|
|         | <b>Grindstone Axis (for Cup Wheel &amp; Rubber Pad)</b> | <b>1045</b> | NCH-01 | IMPULSE |

Electrically Driven

EmaxEVO ESPERT

Air Driven

ROTUS IMPULSE PRESTO

General Parts

GENERAL PARTS

CAUTION

Exclusive Tools

EXCLUSIVE TOOLS

INDEX

Protective Equip.

Electrically Driven

EmaxEVO ESPERT

Air Driven

ROTUS IMPULSE PRESTO

General Parts

GENERAL PARTS

CAUTION

Exclusive Tools

EXCLUSIVE TOOLS

INDEX

Protective Equip.

■ Spanner · Wrench List

| Product | Description                       | Code No. | Model  | Fit to  |
|---------|-----------------------------------|----------|--------|---|
|         | Chuck Wrench                      | 2006     | K-232  | MFC-300S · MFC-300M   |
|         | Chuck Wrench                      | 2007     | K-231  | IC-300 · KC-300 · EIC-300 · EKC-300   |
|         | Spanner 4 x 7<br>(for K-231)      | 2068     | —      | IC-300 · KC-300 · EIC-300 · EKC-300   |
|         | Bar Wrench (72 mm)                | 2013     | K-212  | HG-200 · HA-500 · EHG-400 · IMPULSE   |
|         | Bar Wrench                        | 2067     | PCR-30 | IG-400  |
|         | Spanner 6 x 4.5                   | 2001     | —      | BMH-300   |
|         | Spanner 7 x 5.1                   | 2009     | —      | IH-300 · IR-310 · BMH-300 · EHR-500 · EHR-401<br>EHL-401 · ERA-270  |
|         | Spanner 8 x 5                     | 2012     | —      | ERA-270 · IMPULSE   |
|         | Spanner 9 x 9                     | 2064     | —      | IG-400  |
|         | Spanner 10 x 10                   | 2008     | —      | HG-200 · EHG-400  |
|         | Spanner 15 x 17<br>(Length 115mm) | 2048     | —      | IG-400  |
|         | Spanner 16 x 18<br>(Length 125mm) | 2047     | —      | SLS-16  |
|         | Spanner 20 x 24<br>(Length 150mm) | 2018     | —      | SLS-16 · EIC-300 · EKC-300 · ERA-270 · ECN-011  |
|         | Pin Spanner                       | 2014     | K-233  | NK-351 · ENK-410S · IH-300 · IR-310 · HG-200 · BMH-300<br>MFC-300S · MFC-300M · IC-300 · KC-300 · RG-01 · RG-02<br>CN-01 · EHR-500 · EHL-401 · ERG-01B · ERG-01 · IM-301 · IM-300 |
|         | Pin Spanner                       | 2002     | T-751  | PRESTO II   |
|         | Spanner with Handle (8mm)         | 2016     | K-248  | Length : 104 mm   |
|         | Spanner with Handle (10mm)        | 2017     | K-249  | Length : 105 mm   |
|         | L Shaped Spanner (9mm)            | 2055     | —      | EHR-500 · IR-310  |
|         | Allen Wrench (1.5mm)*             | —        | —      | ML-8 · EML-8 · SLS-16 · IMPULSE   |
|         | Allen Wrench (2mm)*               | —        | —      | NLS-110 · LS-100 · NLS-100 · ELS-100  |
|         | Allen Wrench (3mm)*               | —        | —      | KBS-101 · NLS-110 · NLS-100 · LS-100 · ELS-100 · EBS-101  |

\* Available in the market

■ Silencer

| Product | Description                            | Code No. | Model | Fit to  |
|---------|--|----------|-------|---------|
|         | Silencer Large<br>(with Metal Fitting) | 1060     | K-209 | ROTUS   |
|         | Silencer Small<br>(with Metal Fitting) | 1061     | K-208 | IMPULSE |

Electrically Driven

EmulEVO  
ESPERT

Air Driven

ROTUS  
IMPULSE  
PRESTO

General Parts

GENERAL  
PARTS

CAUTION

Exclusive Tools

EXCLUSIVE  
TOOLS

INDEX

Protective  
Equip.

Electrically Driven

EmulEVO  
ESPERT

Air Driven

ROTUS  
IMPULSE  
PRESTO

General Parts

GENERAL  
PARTS

CAUTION

Exclusive Tools

EXCLUSIVE  
TOOLS

INDEX

Protective  
Equip.